

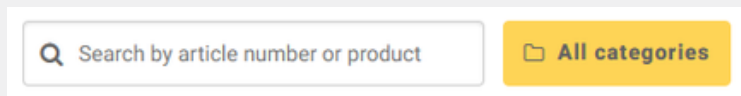
Download assembly instructions and product images from our media library

It is now even easier for you as a reseller to access and download materials. In our new media library, you can download high-resolution product images and files, as well as watch assembly videos.

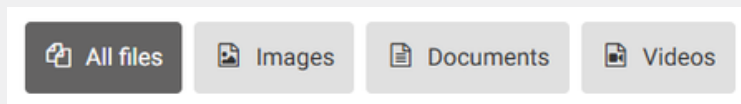
How to get started

1. Go to wfi.se/en/media-library, you need to be **logged in** to download images
2. Download files by:
 - Searching for specific article numbers or product names in the search field
 - Selecting one or more categories under “all categories”

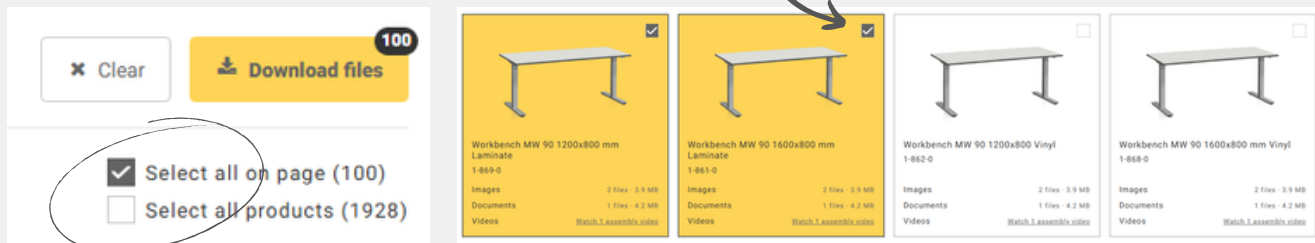
(don't forget to click “apply” after selecting categories)



3. Use the filter to select all files (images and documents), images only, or documents only



4. After searching or selecting one or more categories, click “select all on page” or “select all products”, or tick the checkbox for each product individually, before clicking “download files”



5. Files are downloaded to your computer and stored in a separate folder for each item

